

WhatsUp® Gold Total Plus Edition

Availability & Performance Monitoring for Networks, Systems and Applications

DATA SHEET

TOTAL PLUS EDITION FEATURES

- ✓ Discovery
- ✓ Availability & Status
- ✓ Performance Monitoring
- ✓ Alerting
- ✓ Reporting
- ✓ Inventory
- ✓ Advanced Monitoring (WMI, SSH, HTTPS)
- ✓ Wireless Monitoring
- ✓ Cloud Monitoring
- ✓ Storage Monitoring
- ✓ Flow Monitoring
- ✓ Virtual Monitoring
- ✓ Application & Web Monitoring
- ✓ Network Configuration Management
- ✓ Log Management
- ✓ Scalability Pollers
- ✓ REST API

WhatsUp® Gold Total Plus Edition provides complete visibility to the status and performance of applications, network devices and servers in the cloud or on-premises.

Your IT team gets the control, insight and automated resolution needed to:

- Find and fix problems before your users are impacted
- Assure bandwidth is optimized for critical apps and services
- Automate discovery, mapping, monitoring and alerting, inventory and reporting
- Monitor and alert on wired and wireless devices and cloud resources

Automated Discovery & Mapping

WhatsUp Gold Layer 2/3 Discovery identifies all of the devices on your network including your routers, switches, servers, access points and more. WhatsUp Gold features Seed Scan technology which discovers all devices on the network by automatically learning your network topology. It can also discover the network using an IP Range Scan, from a Start and End IP Address and discovers all port-to-port connectivity and network dependencies.

WhatsUp Gold automatically generates Layer 2/3 network maps of your core infrastructure, Windows® infrastructure, wireless infrastructure, cloud resources and more. It monitors wireless LAN Controllers (including the Meraki Wireless Cloud), Access Points, servers, storage devices, printers and more.

The unique interactive network map displays your entire IT environment from end-to-end, quickly showing the status of every device and letting you see your end-to-end network health at a glance. Network administrators can click on any device to instantly display its status, properties and assigned monitors, or they can drill-down to dashboards displaying detailed performance data.

Virtual Monitoring

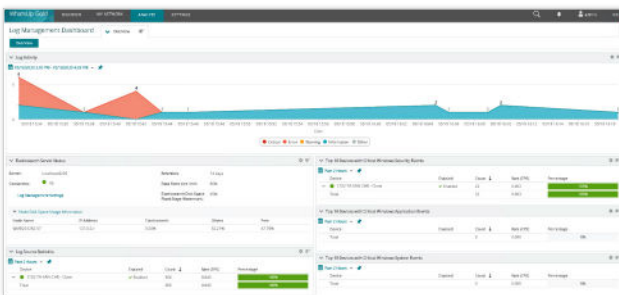
WhatsUp Gold discovers, maps, monitors, alerts and reports on performance for virtual hosts and guests in real-time. It keeps an up-to-date list of all virtual hosts and attributes and monitors the performance and resource consumption of hosts and guests, including CPU, Memory, Disk and Interface Utilization. It also monitors the availability and performance of virtual servers and collects event logs using both VMware and Hyper-V technologies.



WhatsUp Gold Virtual Monitoring

Log Management

WhatsUp Gold Log Management provides easy visibility, management and archiving of device log data and both Windows and syslog events. Network admins can monitor, filter, search and alert on logs for every device in the network while also watching for meta trends like log volume changes. They can also filter and archive logs to any storage locations for any retention period to comply with regulatory reqs and preserve historic data.



WhatsUp Gold Log Management

Configuration & Change Management

WhatsUp Gold automates configuration and change management for the routers, switches and firewalls on your network. It archives and audits network configurations, and alerts and reports on any changes. Network Admins can ensure that all devices are running authorized configurations to secure the network and comply with regulatory standards. Regular audits can be scheduled to run on network devices to prove compliance with archived configurations with out-of-the-box configuration templates.

Smart Alerting & Actions

WhatsUp Gold provides real-time alerts via email, text, Slack, MS Teams and logging. With alerts, you can proactively respond to problems before they impact users, applications and the business. WhatsUp Gold issues an alert when a device or monitor changes state or when a performance threshold is exceeded – for example, when memory utilization exceeds 75%. The “smart” alerting uses the network dependencies automatically identified in the discovery process to eliminate alert storms and quickly identify the root causes of network problems. The WhatsUp Gold Alert Center displays threshold-based alerts in a single dashboard.

Reporting & Inventory

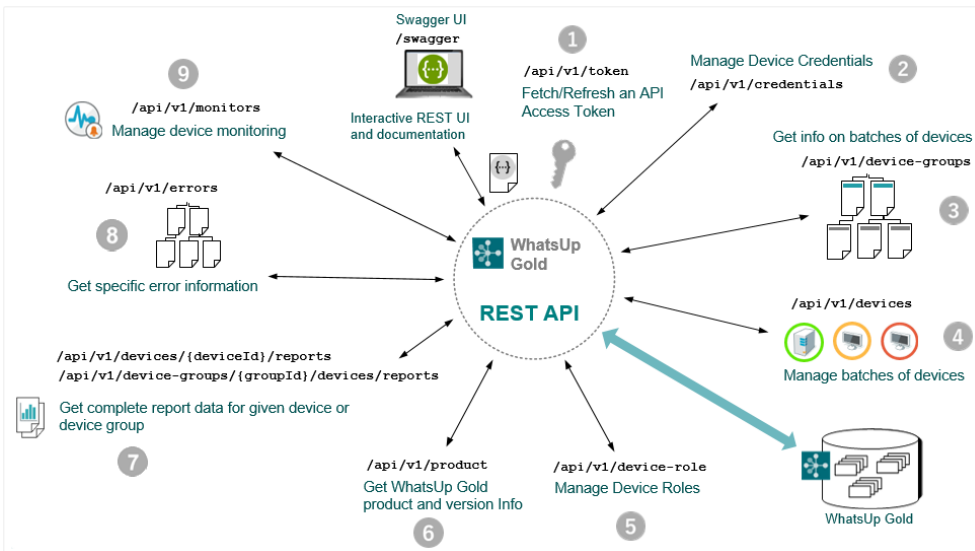
With WhatsUp Gold, you can select from hundreds of out-of-the-box views or easily create drag-and-drop dashboards that provide a quick assessment of overall IT health – even detailed drill-down dashboards to isolate the root causes of performance problems. These dashboards can help you quickly resolve performance problems across your organization. Real-time Performance Monitors also provide for extremely granular reporting when troubleshooting or isolating an issue.

WhatsUp Gold also features integrated inventory reporting including hardware inventory, reports on installed software and updates, warranty reports, and more. These reports can decrease year-end IT inventory activities from weeks to minutes. The reports will also help you find under-utilized hardware resources that can be redeployed and identify unlicensed software to avoid expensive true-up costs.

REST API

WhatsUp Gold includes a powerful REST API that makes it easy to manage and integrate WhatsUp Gold with other systems. An extensive suite of outbound REST API calls let users leverage REST to provide information to WhatsUp Gold from other third-party systems.

This extends integration to the application level, making it simple to seamlessly integrate functionality with third-party applications like Salesforce, Office 365 and others. As well, inbound REST API calls let you automate your workload by extracting specific data from WhatsUp Gold or inputting information from a separate system or script. You can extract current status information for use by another system, automatically put devices into maintenance mode before making changes, add or remove devices, add monitors, and more.



For a Free Trial Please Visit:
www.whatsupgold.com/trial

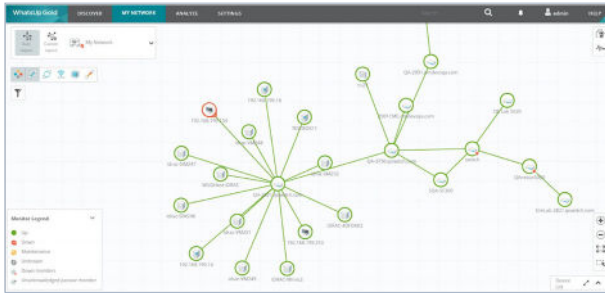
About Progress

Dedicated to propelling business forward in a technology-driven world, Progress (NASDAQ: PRGS) helps businesses drive faster cycles of innovation, fuel momentum and accelerate their path to success. As the trusted provider of the best products to develop, deploy and manage high-impact applications, Progress enables customers to build the applications and experiences they need, deploy where and how they want and manage it all safely and securely. Hundreds of thousands of enterprises, including 1,700 software companies and 3.5 million developers, depend on Progress to achieve their goals—with confidence. Learn more at www.progress.com

- facebook.com/progresssw
- twitter.com/progresssw
- youtube.com/progresssw
- linkedin.com/company/progress-software
- instagram.com/progress_sw_

Manage & Monitor Your Infrastructure

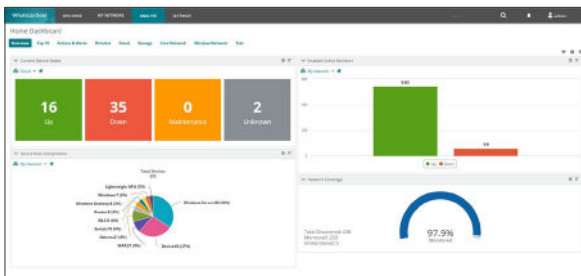
WhatsUp Gold continuously monitors the availability and performance of your IT infrastructure, from routers, switches, and firewalls to your servers, storage devices, applications and virtual machines. In short, WhatsUp Gold can monitor anything with an IP address that can be accessed with standard monitoring protocols.



WhatsUp Gold Interactive Map

Manage & Monitor Your Cloud Resources

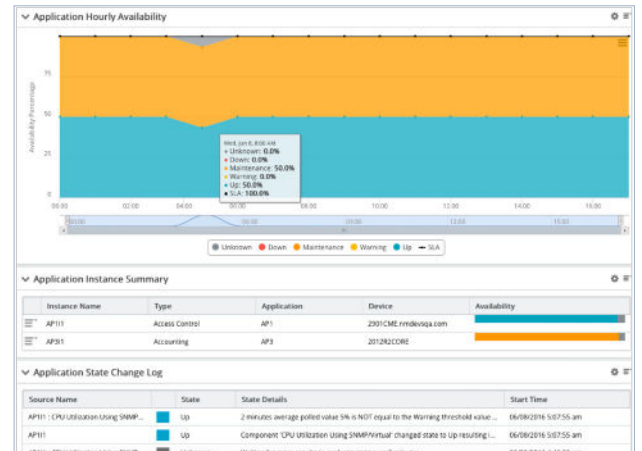
WhatsUp Gold automatically discovers, maps and monitors cloud environments including Amazon Web Services and Azure servers. You can monitor, report and alert on the status and performance of every metric your cloud service collects via its own native API. This allows you to track cloud resource usage and cloud billing.



WhatsUp Gold Dashboards

Application Monitoring

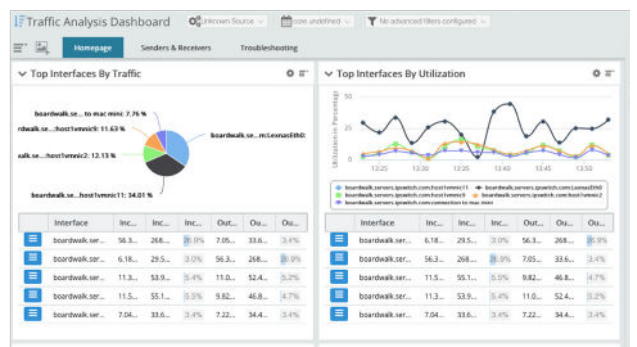
WhatsUp Gold includes turnkey Application Profiles to easily monitor the availability of popular Microsoft applications such as Exchange, SharePoint®, Dynamics, SQL Server®, DNS, Internet Information Services (IIS) and Active Directory® as well as Linux systems and Apache web servers. You can also easily create profiles for your in-house applications with an easy-to-use profile tool.



WhatsUp Gold Application Monitoring

Network Traffic Analysis

WhatsUp Gold monitors, alerts, and reports on interface traffic and bandwidth utilization on hybrid and multi-vendor networks. It collects network traffic flow records using Cisco NetFlow, NetFlow-Lite and NSEL, Juniper J-Flow, sFlow, and IPFIX protocols. This lets you optimize network performance, isolate network traffic anomalies and bottlenecks and establish bandwidth usage policies. It provides detailed and actionable data on the top senders, receivers, conversations, applications, and protocols consuming network bandwidth, and also helps secure your network by tracking and reporting on suspicious connections.



WhatsUp Gold Network Traffic Analysis